

Sub-Miniature Pushbutton Switches PA Series

NEW

PA Series

FEATURES

1. Eight plunger colours
2. Flat plunger top allowing marking
3. Antirotation bushing
4. New solder lug terminal

SPECIFICATIONS

1. Max.current/voltage rating with resistive load: 400mA 32VAC-100mA 50VDC-125mA 125VAC.
2. Initial contact resistance: 50MΩ Max.
3. Insulation resistance: 1GΩ Min. at 500VDC.
4. Dielectric strength: 1,000 VAC rms.
5. Electrical life at full load: 500,000 cycles.
6. Total travel: 1.5 mm(.059)
7. Operating Force: 2N ~ 5N
8. Contact bounce: 10 ms.
9. Mechanical life: 1,000,000 cycles.
10. Torque: 1.5 Nm Max. applied to nut.
11. Soldering: 350°C Max. for 5 seconds.

MATERIALS

1. CASE - Diallyl phthalate (DAP)(UL94v-0).
2. CAP - Polyamide 6/6.
3. BUSHING - Polyamide 6/6.
4. TERMINAL / CONTACTS - Gold over silver plated.

SWITCH FUNCTION

Model NO.	POS.1	POS.2
PA-S6	OFF	MOM
Term. Comm.	OPEN	SHORT
SCHEMATIC		

PART NUMBERING SYSTEM

{1}	PA	-	{2}	S6	-	{3}	-	{4}	{5}	{6}	{7}	{8}	-	{9}
{1}	Series: PA													
{2}	Model: S6: SPST OFF-MOM													
{3}	Bushing: B1: Snap-in, B2: Threaded bushing													
{4}	Terminations: M1: Solder lug													
{5}	Contact material: A: Gold over silver													
{6}	Seal: E: Epoxy (std)													
{7}	RoHS Soldering: Blank: RoHS Compliant, S: RoHS & lead free													
{8}	Options: X: Water proof, Blank: Non water proof													
{9}	Cap color: 1: White, 2: Black, 3: Red, 4: Orange, 5: Yellow, 6: Green, 7: Blue, 8: Brown, 9: Grey													

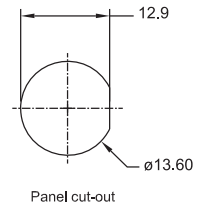
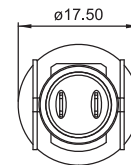
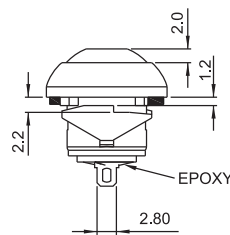
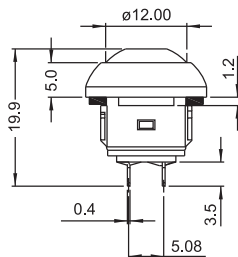
DIMENSIONS (Unit:mm)

PA-S6-B1-M1AE**5

Snap-in mounting



SPST



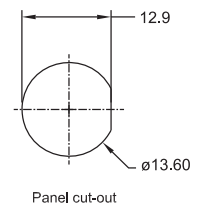
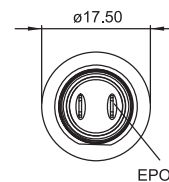
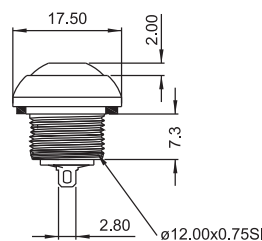
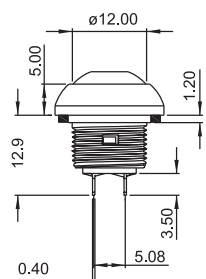
Panel thickness: 0.8mm Min. to 1.8mm Max.

PA-S6-B2-M1AE**7

Mounting by threaded bushing



SPST



Panel thickness: 1.5mm Min. to 4mm Max.