




Coaxial Cable

RG-Type

Construction



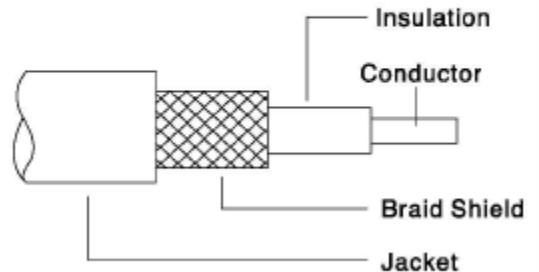
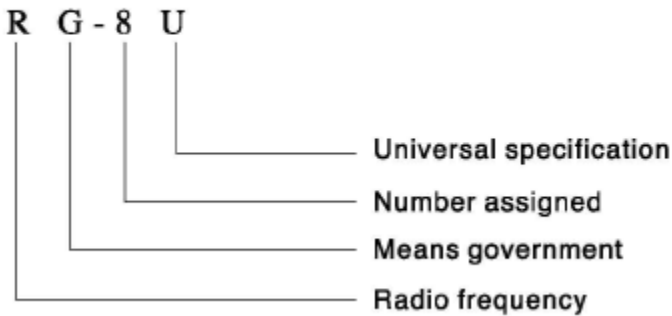
Product Description

1. Stranded or solid, tinned or bare on copper alloy conductor.
2. Rated temperature: 60°C or 80°C
3. Rated voltage: 30V or 300V
4. Low losses and low propagation delays.
5. Flame test: VW-1, FT2, CM, CMG (Optional)

Application:

1. For internal wiring TV, radio, receivers, VTR, tape recorder, local area network, antenna, satellite and other electronic equipment.

Type Designation:



Abbreviation:

Inner Conductor

- C: Bare Copper
- CCS: Copper Covered Steel Wire
- T: Tinned Copper
- S: Silver Coated Copper Wire
- AL: Aluminum Wire

Outer Conductor

- CC: Double Shield Copper
- TT: Double Shield Tinned Copper
- SS: Double Shield Silver Coated Copper

Jacket

- PVC: Polyvinyl Chloride

Insulation

- PE: Polyethylene
- FPE: Foamed Polyethylene
- SSPE: Semi Solid Polyethylene
- AF: Aluminum Foil
- DF: Double Sides Aluminum Foil
- HA: Bonded Aluminum Foil
- NC-PVC: Non-Contaminating PVC



Coaxial Cable

Part No.	Type	Conductor		Insulation		Braid			Jacket		Nom. Imped. ohm	Nom. Capa. Pf/m	Attenuation 100MHz dB/km
		No./mm	MTRL	OD mm	MTRL	First No./mm	Second No./mm	MTRL	OD mm	MTYL			
HRA9300	RG-6/U	1/1.02	C	4.57	FPE	AF	95%	T	6.9	PVC	75	55	94
HRA9000	RG-6/U	1/1.02	CCS	4.57	FPE	AF	60%	AL	6.9	PVC	75	55	99
HRA9100	RG-6/U	1/1.02	CCS	4.57	FPE	AF	40%	AL	6.9	PVC	75	55	110
HRB9300	RG-8/U	7/0.9	C	7.24	FPE	95%	-	C	10.3	PVC	52	85	64
HRC9300	RG-8/U	7/0.724	C	7.24	PE	95%	-	C	10.3	PVC	52	97	70
HRD9300	RG-8/X	19/0.287	C	3.94	FPE	95%	-	C	6.15	PVC	52	85	121