

內徑車刀
BORING BARS



外徑車刀
TOOLHOLDERS

牙刀 & 開槽刀
THREADING & GROOVING

銑刀
MILLING



孔加工
BORING TOOLS COMPONENTS

配件
SPARE PARTS

| Item code (d=22.0) | Item code (d=25.4) | Insert  | Item code (d=22.0,25.4) | Insert  | D Rε=0.4 | Teeth |
|-----------------------|-----------------------|---|----------------------------|---|-------------|-------|
| TB45-22.0-CC09 | TB50-25.4-CC09 | CC..09T304 | | | 44.8 | 2 |
| TB46-22.0-CC09 | | | | | 45.8 | |
| TB47-22.0-CC09 | | | | | 46.8 | |
| TB48-22.0-CC09 | | | | | 47.8 | |
| TB49-22.0-CC09 | | | | | 48.8 | |
| TB50-22.0-CC09 | | | | | 49.8 | |
| TB51-22.0-CC09 | TB51-25.4-CC09 | CC..09T304 | TB55-22.0-CC12 | CC..120404 | 50.8 | 2 |
| TB52-22.0-CC09 | TB52-25.4-CC09 | | | | 51.8 | |
| TB53-22.0-CC09 | TB53-25.4-CC09 | | | | 52.8 | |
| TB54-22.0-CC09 | TB54-25.4-CC09 | | | | 53.8 | |
| TB55-22.0-CC09 | TB55-25.4-CC09 | | | | 54.8 | |
| TB56-22.0-CC09 | TB56-25.4-CC09 | | CC..09T304 | TB56-22.0-CC12 | CC..120404 | 55.8 |
| TB57-22.0-CC09 | TB57-25.4-CC09 | | TB57-22.0-CC12 | 56.8 | | |
| TB58-22.0-CC09 | TB58-25.4-CC09 | | TB58-22.0-CC12 | 57.8 | | |
| TB59-22.0-CC09 | TB59-25.4-CC09 | | TB59-22.0-CC12 | 58.8 | | |
| TB60-22.0-CC09 | TB60-25.4-CC09 | | TB60-22.0-CC12 | 59.8 | | |
| TB61-22.0-CC09 | TB61-25.4-CC09 | | CC..09T304 | TB61-25.4-CC12 | CC..120404 | 60.8 |
| TB62-22.0-CC09 | TB62-25.4-CC09 | | TB62-25.4-CC12 | 61.8 | | |
| TB63-22.0-CC09 | TB63-25.4-CC09 | | TB63-25.4-CC12 | 62.8 | | |
| TB64-22.0-CC09 | TB64-25.4-CC09 | | TB64-25.4-CC12 | 63.8 | | |
| TB65-22.0-CC09 | TB65-25.4-CC09 | | TB65-25.4-CC12 | 64.8 | | |
| TB66-22.0-CC09 | TB66-25.4-CC09 | | CC..09T304 | TB66-25.4-CC12 | CC..120404 | 65.8 |
| TB67-22.0-CC09 | TB67-25.4-CC09 | | TB67-25.4-CC12 | 66.8 | | |
| TB68-22.0-CC09 | TB68-25.4-CC09 | | TB68-25.4-CC12 | 67.8 | | |
| TB69-22.0-CC09 | TB69-25.4-CC09 | | TB69-25.4-CC12 | 68.8 | | |
| TB70-22.0-CC09 | TB70-25.4-CC09 | | TB70-25.4-CC12 | 69.8 | | |
| TB71-22.0-CC09 | TB71-25.4-CC09 | | CC..09T304 | TB71-25.4-CC12 | CC..120404 | 70.8 |
| TB72-22.0-CC09 | TB72-25.4-CC09 | | TB72-25.4-CC12 | 71.8 | | |
| TB75-22.0-CC09 | TB73-25.4-CC09 | | TB73-25.4-CC12 | 72.8 | | |
| | TB74-25.4-CC09 | | TB74-25.4-CC12 | 73.8 | | |
| | TB75-25.4-CC09 | | TB75-25.4-CC12 | 74.8 | | |
| | TB76-25.4-CC09 | | CC..09T304 | TB76-25.4-CC12 | CC..120404 | 75.8 |
| | TB77-25.4-CC09 | | TB77-25.4-CC12 | 76.8 | | |
| | TB78-25.4-CC09 | | TB78-25.4-CC12 | 77.8 | | |
| | TB79-25.4-CC09 | | TB79-25.4-CC12 | 78.8 | | |
| | TB80-25.4-CC09 | | TB80-25.4-CC12 | 79.8 | | |

Fixed Rough Boring Bars



| Item code (d=25.4) | Insert  | Item code (d=25.4) | Item code (d=31.75) | Insert  | D Rε=0.4 | Teeth |
|----------------------------------|---|---|--|---|-------------|-------|
| TB81-25.4-CC09 TB82-25.4-CC09 | CC..09T304 | TB81-25.4-CC12 TB82-25.4-CC12 TB83-25.4-CC12 TB84-25.4-CC12 TB85-25.4-CC12 | | CC..120404 | 80.8 | 2 |
| TB84-25.4-CC09 TB85-25.4-CC09 | | | 81.8 | | | |
| | | | 82.8 | | | |
| | | | 83.8 | | | |
| | | | 84.8 | | | |
| TB86-25.4-CC09 | CC..09T304 | TB86-25.4-CC12 TB87-25.4-CC12 TB88-25.4-CC12 TB89-25.4-CC12 TB90-25.4-CC12 | | CC..120404 | 85.8 | 2 |
| TB88-25.4-CC09 | | | 86.8 | | | |
| | | | 87.8 | | | |
| | | | 88.8 | | | |
| TB90-25.4-CC09 | | | 89.8 | | | |
| TB92-25.4-CC09 | CC..09T304 | TB91-25.4-CC12 TB92-25.4-CC12 TB93-25.4-CC12 TB94-25.4-CC12 TB95-25.4-CC12 | | CC..120404 | 90.8 | 2 |
| TB94-25.4-CC09 TB95-25.4-CC09 | | | 91.8 | | | |
| | | | 92.8 | | | |
| | | | 93.8 | | | |
| | | | 94.8 | | | |
| TB96-25.4-CC09 | CC..09T304 | TB96-25.4-CC12 TB97-25.4-CC12 TB98-25.4-CC12 TB99-25.4-CC12 TB100-25.4-CC12 | TB100-31.75-CC12 | CC..120404 | 95.8 | 2 |
| TB98-25.4-CC09 | | | | | 96.8 | |
| | | | | | 97.8 | |
| TB100-25.4-CC09 | | | | | 98.8 | |
| | | | | | 99.8 | |
| TB105-25.4-CC09 | CC..09T304 | TB101-25.4-CC12 TB102-25.4-CC12 TB105-25.4-CC12 | TB101-31.75-CC12 TB102-31.75-CC12 TB103-31.75-CC12 TB104-31.75-CC12 TB105-31.75-CC12 | CC..120404 | 100.8 | 2 |
| | | | | | 101.8 | |
| | | | | | 102.8 | |
| | | | | | 103.8 | |
| | | | | | 104.8 | |
| TB108-25.4-CC09 | CC..09T304 | TB108-25.4-CC12 | TB106-31.75-CC12 TB107-31.75-CC12 TB108-31.75-CC12 TB109-31.75-CC12 TB110-31.75-CC12 | CC..120404 | 105.8 | 2 |
| TB110-25.4-CC09 | | | | | 106.8 | |
| | | | | | 107.8 | |
| | | | | | 108.8 | |
| | | | | | 109.8 | |
| TB112-25.4-CC09 | CC..09T304 | TB112-25.4-CC12 | TB111-31.75-CC12 TB112-31.75-CC12 TB113-31.75-CC12 TB114-31.75-CC12 TB115-31.75-CC12 | CC..120404 | 110.8 | 2 |
| TB115-25.4-CC09 | | | | | 111.8 | |
| | | | | | 112.8 | |
| | | | | | 113.8 | |
| | | | | | 114.8 | |
| TB120-25.4-CC09 | CC..09T304 | TB118-25.4-CC12 TB120-25.4-CC12 | TB116-31.75-CC12 TB117-31.75-CC12 TB118-31.75-CC12 TB119-31.75-CC12 TB120-31.75-CC12 | CC..120404 | 115.8 | 2 |
| | | | | | 116.8 | |
| | | | | | 117.8 | |
| | | | | | 118.8 | |
| | | | | | 119.8 | |
| TB122-25.4-CC09 | CC..09T304 | | TB121-31.75-CC12 TB122-31.75-CC12 TB123-31.75-CC12 TB124-31.75-CC12 TB125-31.75-CC12 | CC..120404 | 120.8 | 2 |
| | | | | | 121.8 | |
| | | | | | 122.8 | |
| | | | | | 123.8 | |
| | | | | | 124.8 | |
| | | | TB126-31.75-CC12 TB127-31.75-CC12 TB128-31.75-CC12 TB129-31.75-CC12 TB130-31.75-CC12 | CC..120404 | 125.8 | 2 |
| | | | 126.8 | | | |
| | | | 127.8 | | | |
| | | | 128.8 | | | |
| | | | 129.8 | | | |

內徑車刀
BORING BARS


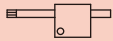
外徑車刀
TOOL HOLDERS

牙刀 & 開槽刀
THREADING & GROOVING

銑刀
MILLING

孔加工
BORING TOOLS COMPONENTS

配件
SPARE PARTS

| Insert | Screw  | Wrench  |
|------------|---|--|
| CC..060204 | MS2506A | ETF09 |
| CC..09T304 | MS4011A | ETF15 |
| CC..120404 | MS5011A | ETF20 |

| Dimensions,mm | d | M | L |
|-----------------|-------|----|----|
| TB...-22.0-... | 22.0 | 11 | 50 |
| TB...-25.4-... | 25.4 | 13 | 50 |
| TB...-31.75-... | 31.75 | 13 | 50 |



FIG-1

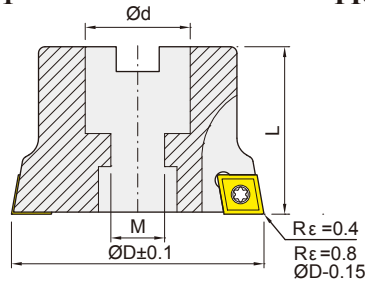
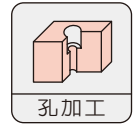
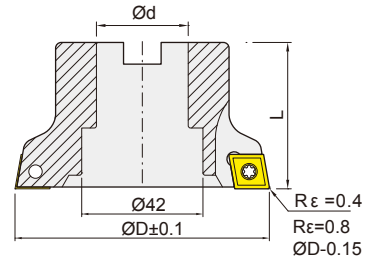


FIG-2



內徑車刀
BORING BARS


外徑車刀
TOOLHOLDERS


牙刀 & 開槽刀
THREADING & GROOVING


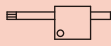
銑刀
MILLING

孔加工
BORING TOOLS COMPONENTS

配件
SPARE PARTS

| FIG-1 Item code (d=31.75) | Item code | Item code | Insert  | D Rε=0.4 | Teeth | | | | | |
|--|-----------|-----------|---|--|-------|--|------------|------------|-------|---|
| TB131-31.75-CC12 TB132-31.75-CC12 TB133-31.75-CC12 TB134-31.75-CC12 TB135-31.75-CC12 | | | CC..120404 | 130.8 | 2 | | | | | |
| | | | | 131.8 | | | | | | |
| | | | | 132.8 | | | | | | |
| | | | | 133.8 | | | | | | |
| | | | | 134.8 | | | | | | |
| TB136-31.75-CC12 TB137-31.75-CC12 TB138-31.75-CC12 TB139-31.75-CC12 TB140-31.75-CC12 | | | CC..120404 | 135.8 | 2 | | | | | |
| | | | | 136.8 | | | | | | |
| | | | | 137.8 | | | | | | |
| | | | | 138.8 | | | | | | |
| | | | | 139.8 | | | | | | |
| TB141-31.75-CC12 TB142-31.75-CC12 TB143-31.75-CC12 TB144-31.75-CC12 TB145-31.75-CC12 | | | CC..120404 | 140.8 | 2 | | | | | |
| | | | | 141.8 | | | | | | |
| | | | | 142.8 | | | | | | |
| | | | | 143.8 | | | | | | |
| | | | | 144.8 | | | | | | |
| TB146-31.75-CC12 TB147-31.75-CC12 TB148-31.75-CC12 TB149-31.75-CC12 TB150-31.75-CC12 | | | CC..120404 | 145.8 | 2 | | | | | |
| | | | | 146.8 | | | | | | |
| | | | | 147.8 | | | | | | |
| | | | | 148.8 | | | | | | |
| | | | | 149.8 | | | | | | |
| TB151-31.75-CC12 TB155-31.75-CC12 TB156-31.75-CC12 TB160-31.75-CC12 | | | CC..120404 | 150.8 | 2 | | | | | |
| | | | | 154.8 | | | | | | |
| | | | | 155.8 | | | | | | |
| | | | | 159.8 | | | | | | |
| | | | | TB161-31.75-CC12 TB165-31.75-CC12 TB170-31.75-CC12 | | | | CC..120404 | 160.8 | 2 |
| 164.8 | | | | | | | | | | |
| 169.8 | | | | | | | | | | |
| TB175-31.75-CC12 TB180-31.75-CC12 | | | CC..120404 | | 174.8 | | | | 2 | |
| | | | | | 179.8 | | | | | |
| | | | | TB185-31.75-CC12 TB187-31.75-CC12 TB190-31.75-CC12 TB195-31.75-CC12 TB200-31.75-CC12 TB201-31.75-CC12 | | | CC..120404 | 184.8 | | 2 |
| 186.8 | | | | | | | | | | |
| 189.8 | | | | | | | | | | |
| 194.8 | | | | | | | | | | |
| | | | | 199.8 | | | | | | |
| | | | | 200.8 | | | | | | |

| FIG-2 Item code (d=31.75) | Item code | Item code | Insert  | D Rε=0.4 | Teeth |
|---|-----------|-----------|---|-------------|-------|
| TB100-31.75-CC12F TB105-31.75-CC12F TB110-31.75-CC12F TB115-31.75-CC12F TB120-31.75-CC12F | | | CC..120404 | 99.8 | 2 |
| | | | | 104.8 | |
| | | | | 109.8 | |
| | | | | 114.8 | |
| | | | | 119.8 | |

| Insert | Screw  | Wrench  |
|------------|---|--|
| CC..060204 | MS2506A | ETF09 |
| CC..09T304 | MS4011A | ETF15 |
| CC..120404 | MS5011A | ETF20 |

| Dimensions,mm | d | M | L |
|-----------------|-------|----|----|
| TB...-22.0-... | 22.0 | 11 | 50 |
| TB...-25.4-... | 25.4 | 13 | 50 |
| TB...-31.75-... | 31.75 | 13 | 50 |